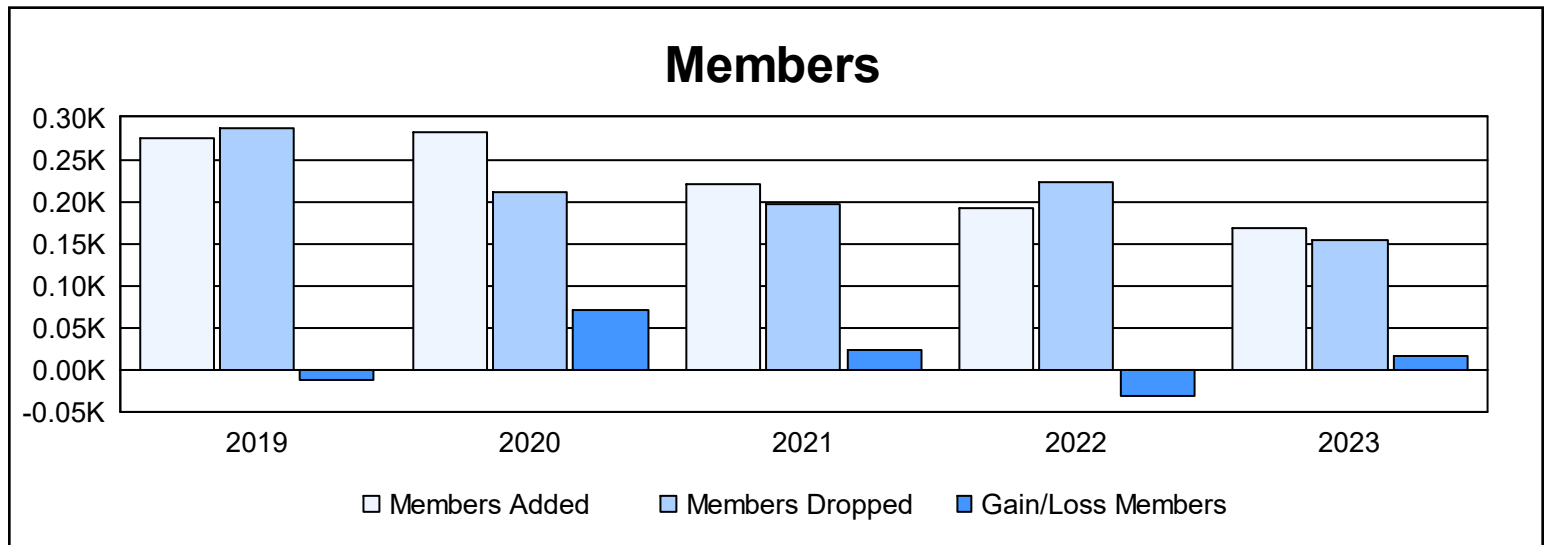
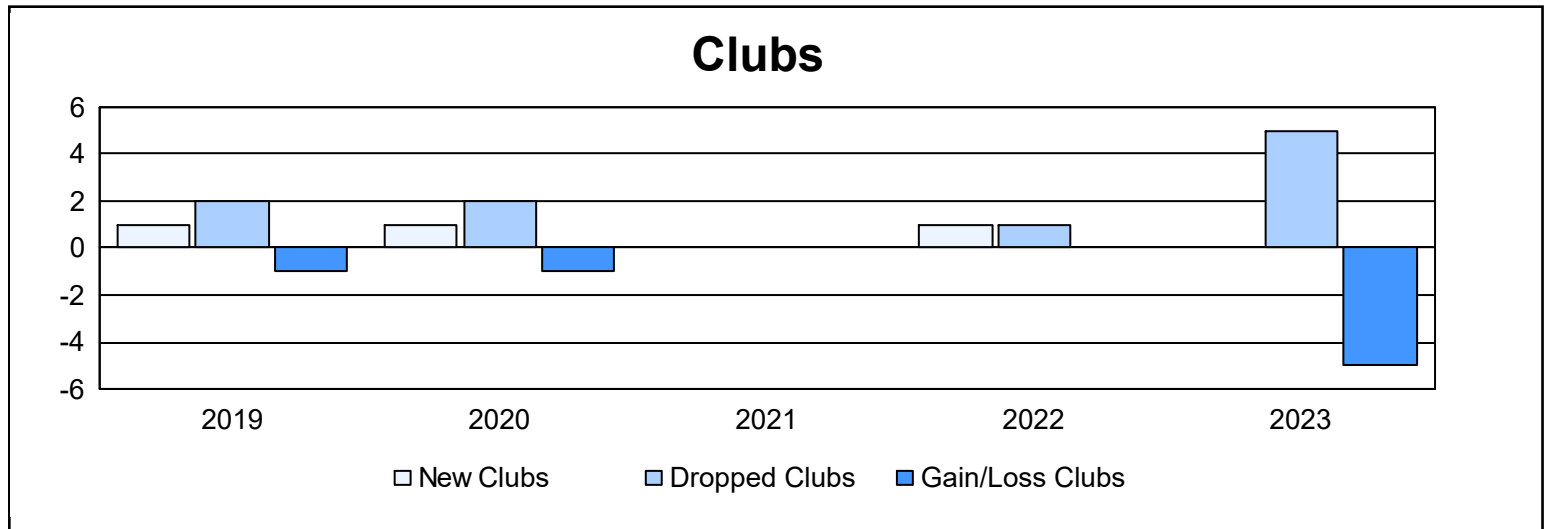
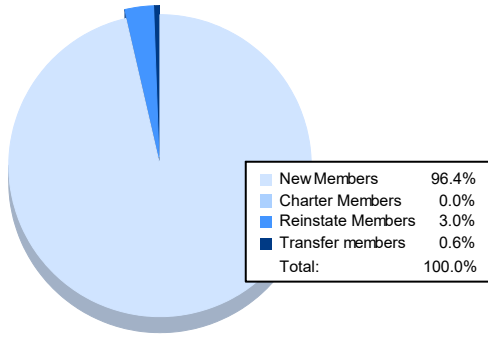


Year	New Clubs	Dropped Clubs	Gain/ Loss Clubs	New Members	Charter Members	Reinstate Members	Transfer Members	Total Member Added	Total Members Dropped	Gain/ Loss Members
2018-2019	1	2	-1	222	39	14	0	275	287	-12
2019-2020	1	2	-1	248	31	3	0	282	212	70
2020-2021	0	0	0	214	2	3	2	221	197	24
2021-2022	1	1	0	144	26	22	0	192	223	-31
2022-2023	0	5	-5	163	0	5	1	169	153	16
<b>Average</b>	<b>1</b>	<b>2</b>	<b>-1</b>	<b>198</b>	<b>20</b>	<b>9</b>	<b>1</b>	<b>228</b>	<b>214</b>	<b>13</b>



### Membership Composition June 2023 Cumulative



### Gender Composition June 2023 Cumulative

